


Phonics at St. Luke's

Parent/Carer Workshop 2024



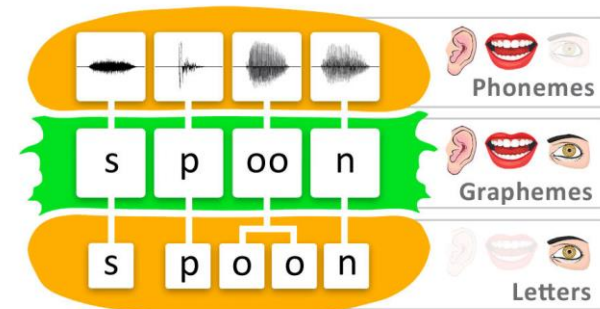
What do we want for our children at St. Luke's?



- ▶ To promote and encourage a lifelong love of reading.
- ▶ To develop an interest and a love of books, encouraging children to become attentive listeners as well as independent and reflective readers.
- ▶ To be able to read a variety of different words using their phonetic knowledge and feel confident to have a go.

Systematic Synthetic Phonics

- ▶ Phonics is one method of teaching children how to read and write.
- ▶ Phonics is all about sounds. There are 44 sounds in the English language, which we put together to form words.
- ▶ Some are represented by one letter, like 't', and some by two or more, like 'ck' in duck and 'air' in chair.
- ▶ Children are taught the sounds first, then how to match them to letters, and finally how to use the letter sounds for reading and spelling.
- ▶ Synthetic phonics refers to 'synthesising', or blending, the sounds to read words. It is based on the idea that children should sound out unknown words and not rely on their context.



Segmenting and Blending

Blending

- ▶ Saying the individual sounds that make up a word and then merging or blending the sounds together to say the whole word – used when reading. E.g. ‘c-a-t’ is blended to ‘cat’

Segmenting

- ▶ This is the opposite of blending. Splitting a word up into individual sounds – used when spelling and writing. E.g. cat is c-a-t.

These processes are the reverse of one another. Children need to be able to do both in order to read.



/f/ - /i/ - /sh/

Learning these skills at St. Luke's

- ▶ Bug Club Phonics is the reading program that we currently use to help teach your child to read.
- ▶ Children access Phonics sessions every day to increase their reading and writing ability.
- ▶ During Phonics sessions, children are introduced to new sounds (phonemes) and the way to write these (graphemes).
- ▶ Children also receive a weekly language session which helps children with tricky words.



**Bug Club
Phonics**

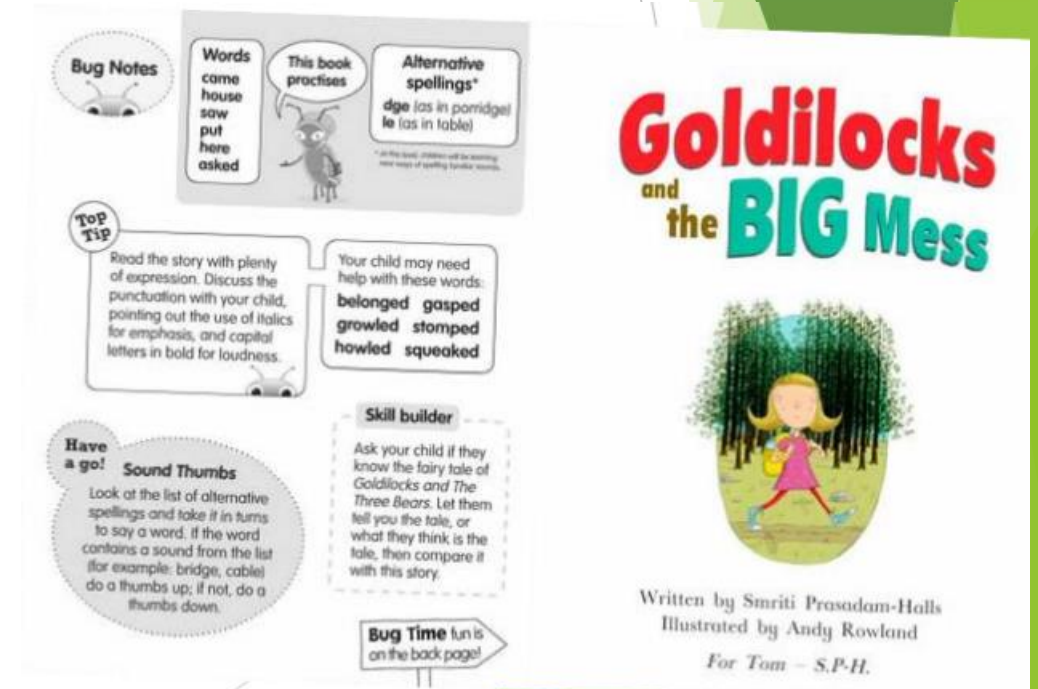
Bug Club Books

- ▶ Every grapheme taught in a Phonics session has book/s with that grapheme in, to allow children to practise applying reading that grapheme.
- ▶ They also contain the tricky words your child has learned in Language Sessions.
- ▶ These are allocated to your child on ActiveLearn (the BugClub website), allowing them to practise the graphemes they have learnt that week in the context of a book.
- ▶ There are also fun reading and spelling games for each grapheme that will be allocated weekly. Please encourage your child to play these as well as reading the book/s they have been allocated.



Reading with your child

- ▶ Notes for parents are on the inside front covers.
- ▶ Practise high-frequency words and sounds that appear in the book with your child.
- ▶ Don't worry if your child struggles on the tricky words. Show them how to read them.
- ▶ You can use the games and questions for discussion with your child.



Using the Bug Club eBooks

- ▶ After reading: Children's activities on inside back covers.
- ▶ Play the games to encourage your child to read back through the book.
- ▶ There are also ideas for making or drawing things.

After reading

Comprehension

- What did Kim need to help her pip to grow?
- Where do you think Kim got the pip from?
- How do you think Kim felt when her pip grew into a plant?
- What type of plant would you like to grow? Why?

Remember to prompt and praise!



Follow up

Speedy reading

Return to the words on the inside front cover (sections 2 and 3) and check children can sound out and blend these words confidently. Ask them to practise blending them until they can read them quickly.


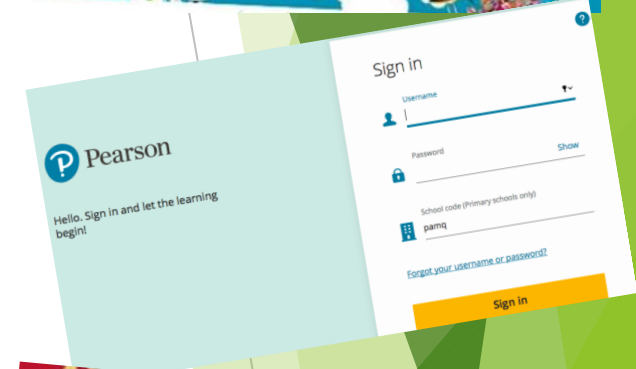
Segmenting for spelling

Practise this spelling routine using the words in section 2.

- Say the word in a sentence, then on its own and ask the children to repeat it.
- Children say the sounds all through the word (segment) and either write a dash or hold up a finger for each sound.
- Children select magnetic letters or write down the grapheme for each sound, saying the sound quietly as they do so.
- Model the spelling by saying each sound as you write the word for the children to see.
- Children give themselves a tick for each grapheme in the correct place.

Accessing the eBooks

- ▶ Each child has their own login details to the ActiveLearn Platform which hosts Bug Club. They can read their eBooks here.
- ▶ Your child will see their eBooks and games in 'My Stuff'.
- ▶ We will allocate eBooks according to your child's reading level.
- ▶ Your child can have multiple eBooks in My Stuff at any one time.
- ▶ When your child has finished all of the quiz questions in an eBook, they will gain some coins.
- ▶ When they have read a few eBooks, they will have enough coins to gain a reward.
- ▶ They can spend their coins in one of the multiple ActiveLearn reward worlds on games, items for their treehouse etc.



Fluency

- ▶ Fluent decoding allows us to understand what we read. This is because a fluent reader is more accurate and speedy in their reading. They can read many words 'at a glance'. This is only achieved through re-reading texts and practise.
- ▶ As children gain fluency, their motivation increases, they start to enjoy reading more and are willing to do more of it. This is why at the start of this process the children will need lots of praise, support and encouragement.
- ▶ In June, Reception children are assessed according to the Early Learning Goals. They will be assessed according to 7 areas of learning. Reading, writing and comprehension are all assessed within this. This is all to ensure that children are prepared for Year 1 and the National Curriculum.



▶ LITERACY

▶ ELG: Comprehension

▶ Children at the expected level of development will:

- ▶ Demonstrate understanding of what has been read to them by retelling stories and narratives using their own words and recently introduced vocabulary;
- ▶ Anticipate - where appropriate - key events in stories;
- ▶ Use and understand recently introduced vocabulary during discussions about stories, non-fiction, rhymes and poems and during role-play.

▶ ELG: Word Reading

▶ Children at the expected level of development will:

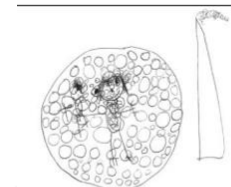
- ▶ Say a sound for each letter in the alphabet and at least 10 digraphs;
- ▶ Read words consistent with their phonic knowledge by sound-blending;
- ▶ Read aloud simple sentences and books that are consistent with their phonic knowledge, including some common exception words.

ELG: Writing

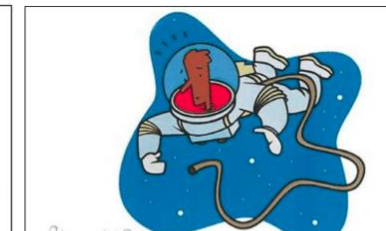
▶ Children at the expected level of development will:

- ▶ Write recognisable letters, most of which are correctly formed;
- ▶ Spell words by identifying sounds in them and representing the sounds with a letter or letters;
- ▶ Write simple phrases and sentences that can be read by others.

ch sh th wh ph
ck ay ai ey ue ee
oo ie qu ow er
ew oa oe ar ur



I sata day I
vent to the
net fo doam
wa ma na pla la wiv sar
I wenoh the suid:



a a starnote usathis
LUPA sow this
he put agas
Soot on.

Expectations for Home Reading

- ▶ Please read with your child **at least three times a week**.
- ▶ Log this in their Reading Record.
- ▶ Encourage them to read widely! As well as their home reading book, we want them to experience a wide range of text types and authors, so favourite books, comics etc that you share together are great too.
- ▶ Encourage your child to read each Bug Club book three times, to develop confidence, fluency and their 'storyteller voice'.
- ▶ If you have no access to a device for our ebooks, please let your child's teacher know.



Our Phonics Webpage...

- ▶ <https://www.st-lukes.notts.sch.uk/phonics-6/>
- ▶ <https://www.activelearnprimary.co.uk>
- ▶ <https://www.phonicsplay.co.uk>