

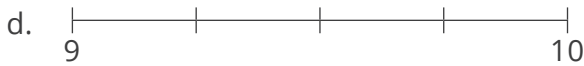
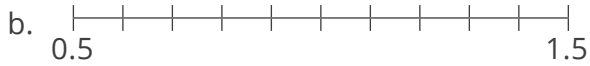
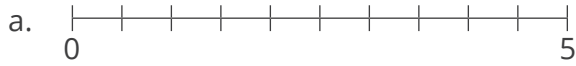


Position Decimals on a Number Line

Place Value and Ordering Integers and Decimals Step 11

Small Step: Position decimals on a number line.

1. Label the number lines below.



2. Draw the following number lines.

a. 0 to 1 going up in 0.1s.



b. 8 to 10 going up in 0.2s.



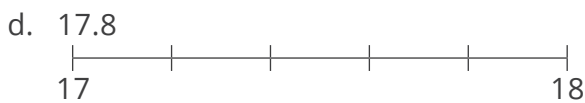
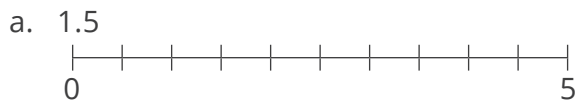
c. 6 to 7 going up in 0.25s.



d. 0 to 2 going up in 0.4s.



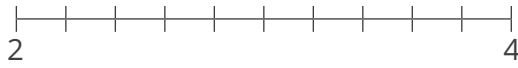
3. For each question below, place the given number in the correct position on the number line





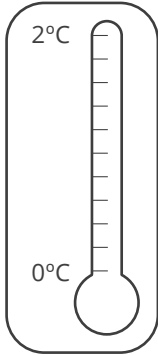
4. Write the following numbers on the number line below.

- a. 2.4
- b. 3
- c. 3.8
- d. 2.7

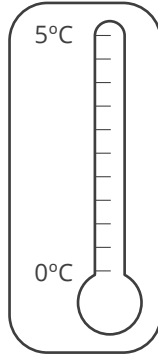


5. Shade each of the thermometers below to show the given temperature.

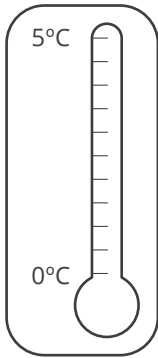
a. 1.6°



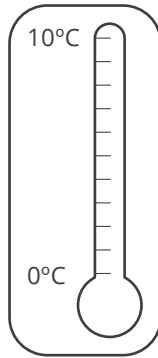
b. 4.5°



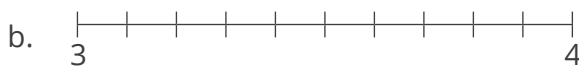
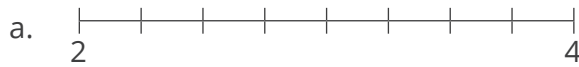
c. 1.25°



d. 8.5°



6. Label the number 3.25 on each of the number lines below.



7. Olivia is measuring the lines below. Write down the length of each of the lines.

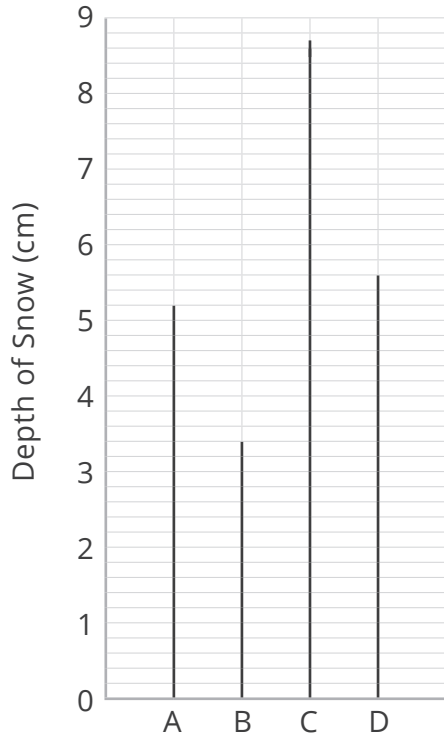






Challenge

The line chart below shows the depth of snow in four locations on a particular day.



a. How deep was the snow in location A?

b. How deep was the snow in location C?

c. Find the range of the depths of the snow across all 4 locations.
